




HOW TO WEAR A SURGICAL MASK




WASH YOUR HANDS BEFORE WEARING A MASK



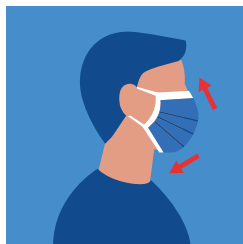
ENSURE THE PROPER SIDE OF THE MASK FACES OUTWARDS



LOCATE THE METALLIC STRIP AND PLACE IT ON THE NOSE BRIDGE




SECURE THE STRINGS BEHIND YOUR HEAD OR OVER YOUR EARS




COVER MOUTH AND NOSE FULLY MAKING SURE THERE ARE NO GAPS



PRESS THE METALLIC STRIP TO FIT THE SHAPE OF THE NOSE



REMOVE THE MASK FROM BEHIND BY HOLDING THE STRINGS WITH CLEAN HANDS



DISPOSE THE MASK IN A CLOSED BIN WITHOUT TOUCHING THE FRONT




SURGICAL MASK PLACED CORRECTLY



DO NOT TOUCH THE MASK WHILE USING IT, IF YOU DO WASH YOUR HANDS



REPLACE THE MASK IF IT GETS DAMP AND DO NOT REUSE IT



DO NOT WEAR THE MASK UNDER YOUR NOSE OR ON YOUR CHIN

Share what you have learned with a coworker!

1.800.637.5936



www.ufcw1006a.ca